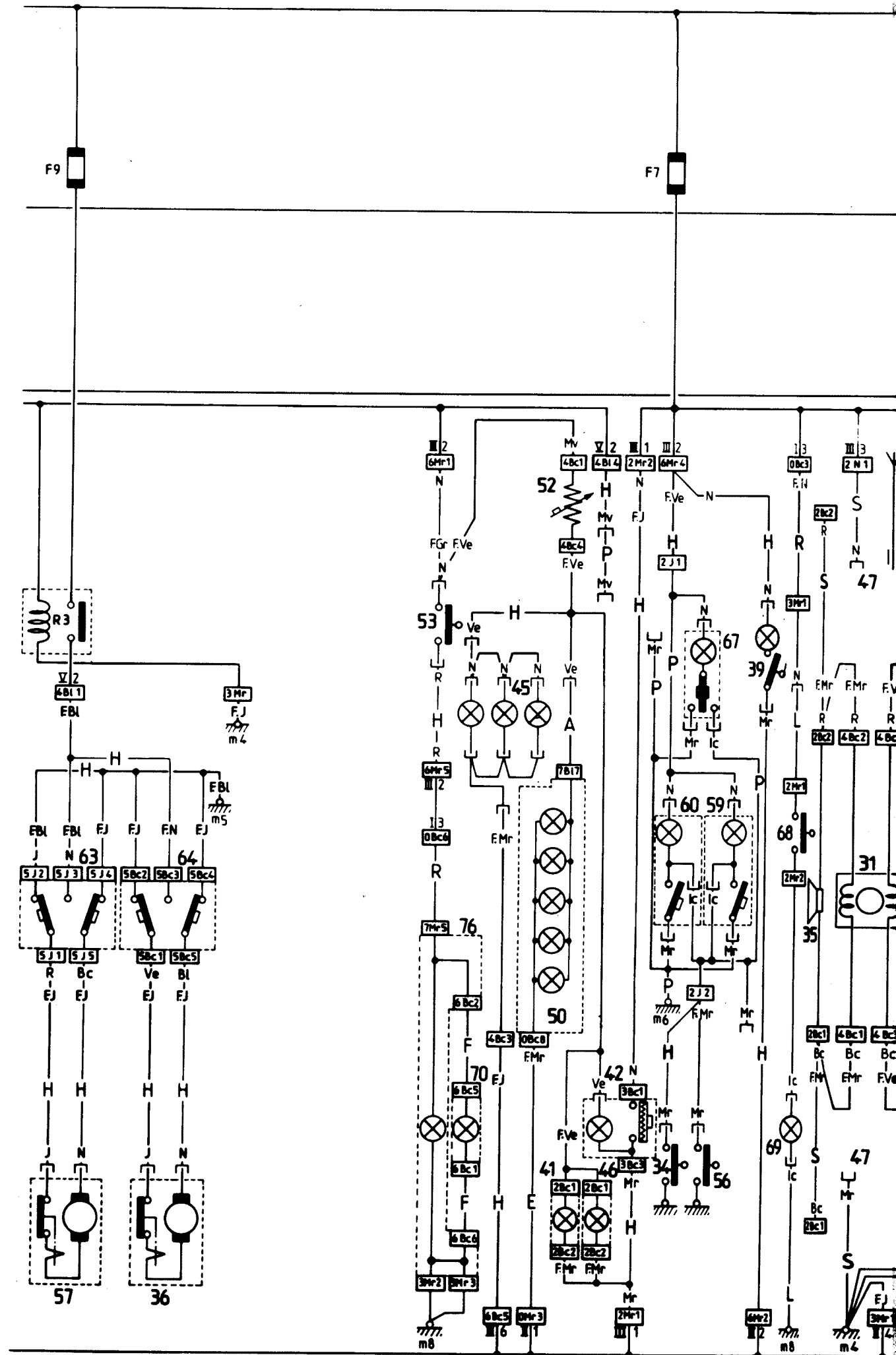


XB16510-001

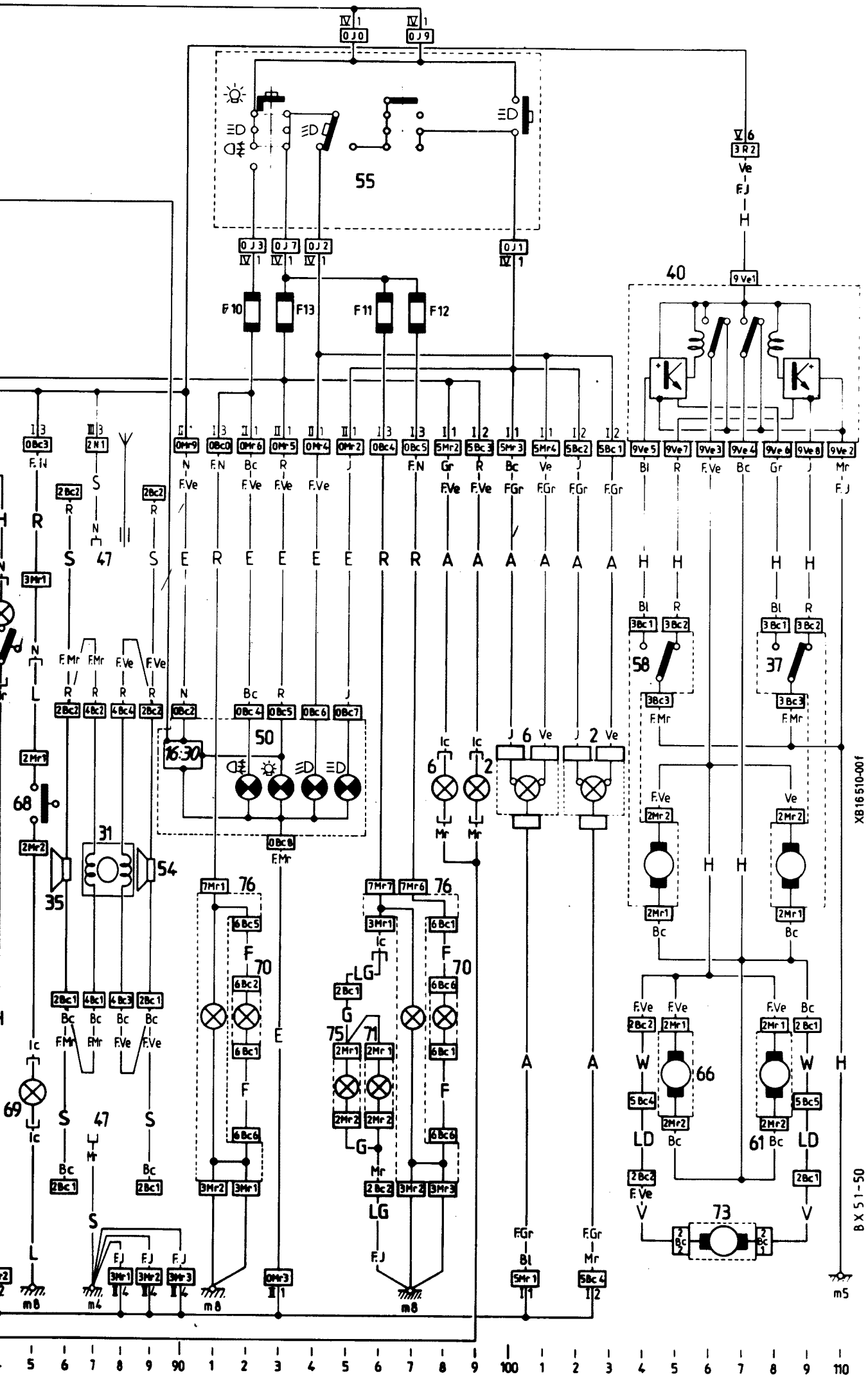
BX 51-49

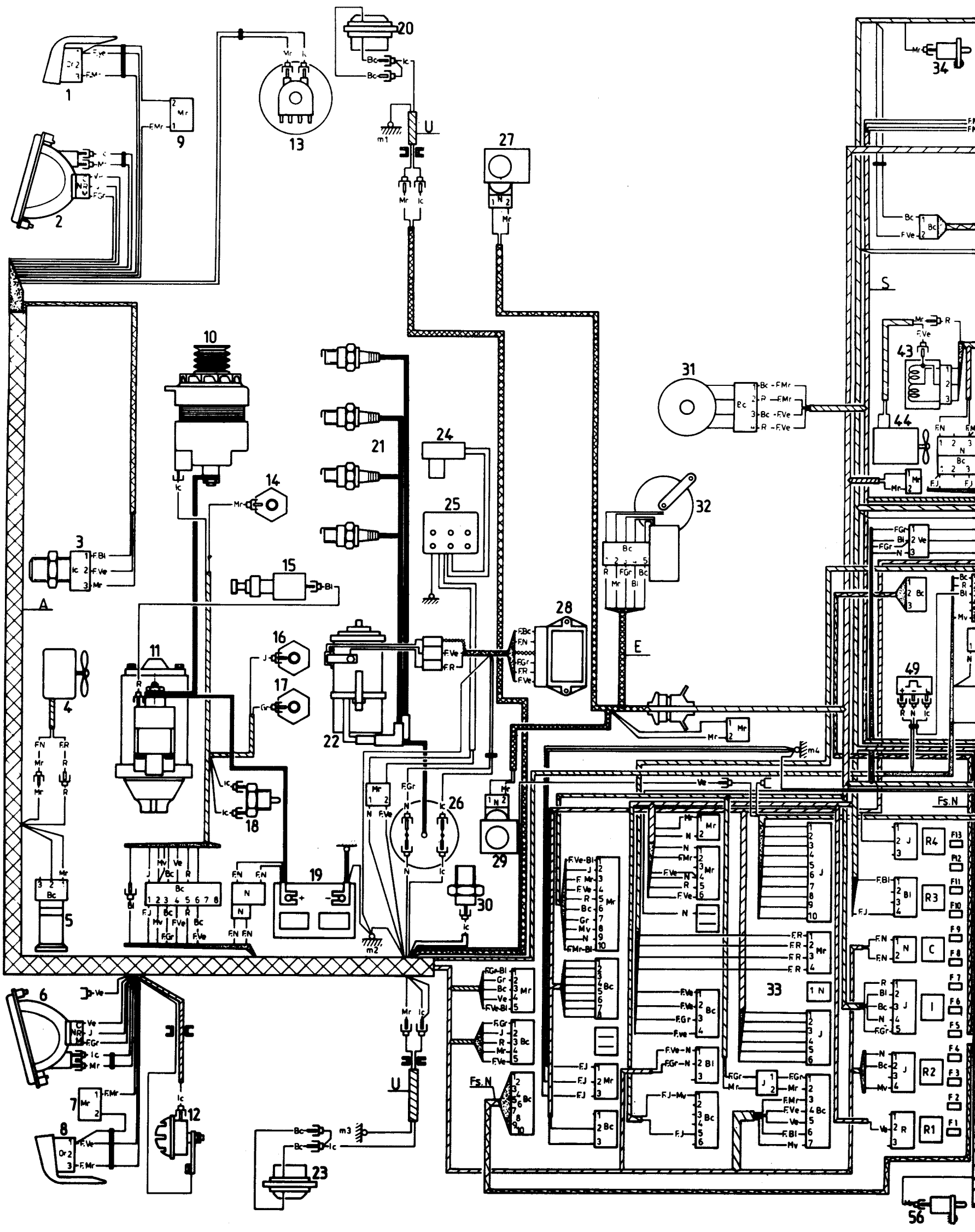
30 1 2 3 4 5 6 7 8 9 40 1 2 3 4 5 6 7 8 9 50 1 2 3 4 5 6 7 8 9 60 1

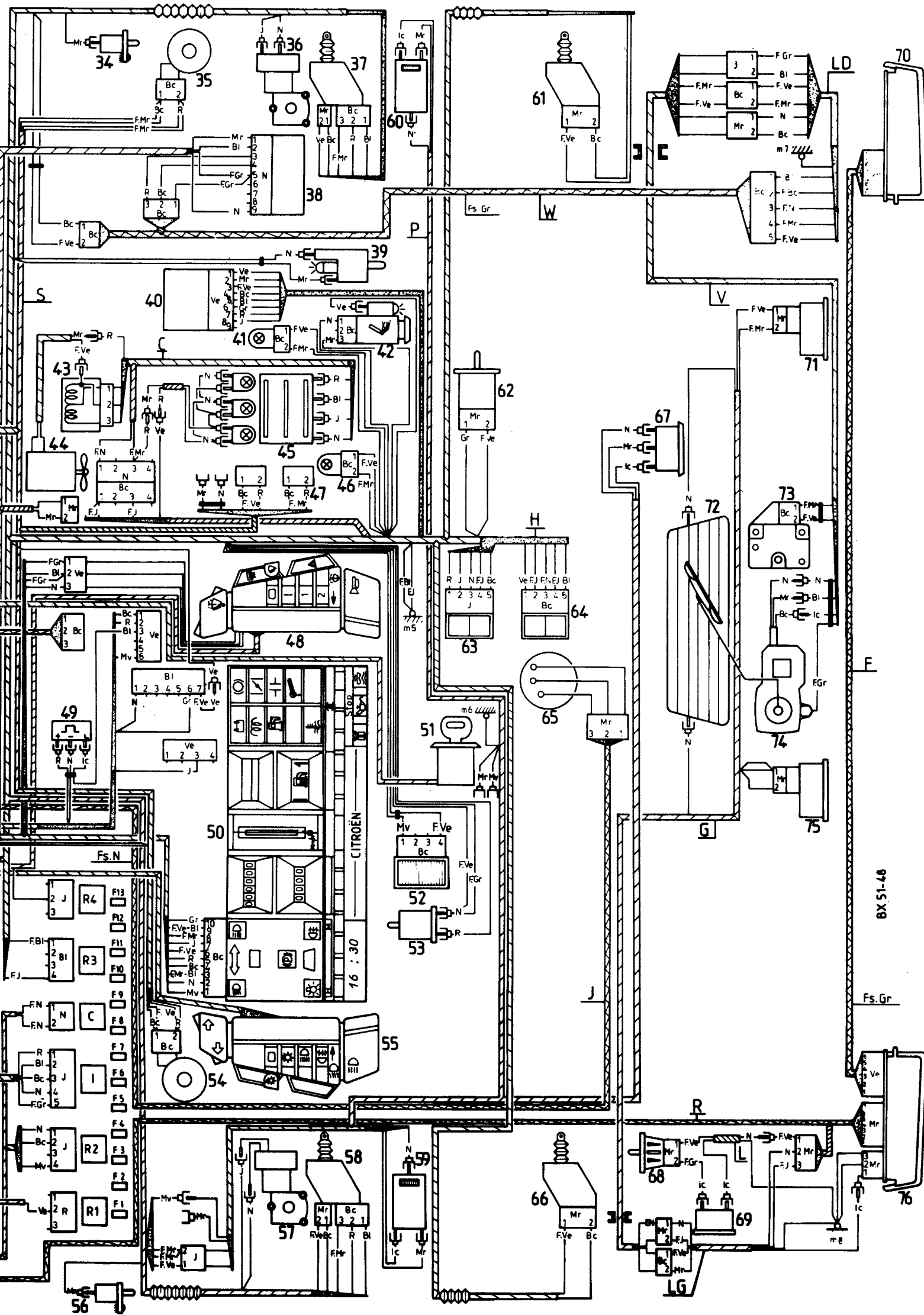


2 3 4 5 6 7 8 9 70 1 2 3 4 5 6 7 8 9 80 1 2 3 4 5 6 7 8

RAM : BX 16 RS ESTATE (7-85 →)







BX 51-48

LIST OF COMPONENTS

Ref.	Description	Position	Ref.	Description	Position
1	Front R/H direction indicator	40		Clock	90
2	R/H headlamp : sidelamp main and dipped beams	99 102-103		Fuel gauge	17
3	2 stage cooling fan thermal switch	15-16		Battery charging warning lamp	11
4	Cooling fan motor	15		Low fuel warning lamp	16
5	Fan motor 1st speed resistance	15		Water temp. warning lamp	22
6	L/H headlamp : sidelamp main and dipped beams	98 100-101		Front brake pad wear warning lamp	31
7	L/H direction indicator repeater connector	42		Emergency STOP warning lamp and test key	22-25-27-30
8	Front L/H direction indicator	41		Pressure and level hyd. fluid warning lamp	28
9	R/H direction indicator repeater connector	39		Low eng. oil pressure warning lamp	26
10	Alternator with regulator incorporated	7 to 11		Heat sink water level warning lamp	29
11	Starter motor	2 to 4	51	Ignition switch/steering lock	3-7-36-55
12	Horn	50	52	Lighting intensity rheostat (after ign.)	78
13	Hydraulic fluid level switch	28	53	Stop lamp switch (brakes)	74
14	Engine low oil pressure switch	26	54	L/H loudspeaker	89
15	Carburettor float chamber venting solenoid	13	55	L/H switch unit : road lights Direction indicator	92 to 100 40-41
16	Water temp. emergency thermal switch	22	56	Front L/H door switch	82
17	Water temp. warning (flashing thermal switch)	21	57	Front L/H window winder motor	62 to 64
18	Reversing light switch	12	58	Front L/H electrical door lock	104-105
19	Battery	1	59	L/H interior lamp	83
20	Front R/H brake pad wear warning	30	60	R/H interior lamp	81
21	Spark plugs	4 to 6	61	Rear L/H electrical door lock	108
22	Ignition distributor	4 to 8	62	Handbrake switch	39
23	Front L/H brake pad wear warning	31	63	Front L/H window winder switch	62 to 64
24	TDC diagnostic sensor	6	64	Front R/H window winder switch	65 to 68
25	Diagnostic socket	4	65	Fuel level transmitter	16-17
26	Ignition coil	6 to 8	66	Rear L/H electrical door lock	105
27	Rear screen washer pump	61	67	Rear interior lamp	82
28	Ignition module	6 to 8	68	Boot lamp switch	85
29	Windscreen washer pump	56	69	Boot lamp	85
30	Hydraulic fluid low pressure switch	27	70	Rear R/H lamp cluster : rear lamps Stop and fog lamps	98 75-92
31	2 Channel Boomer loudspeaker	87-88		Reverse and direction indicator	13-44
32	Windscreen wiper motor	51 to 55	71	Rear R/H number plate lamp	96
33	Electrical junction box (see details)		72	Heated rear window	49
34	Front R/H door switch	81	73	Rear door lock motor	105
35	R/H loudspeaker	86	74	Rear screen wiper motor	57 to 59
36	Front R/H window winder motor	65 to 67	75	Rear L/H no. plate lamp	95
37	Front R/H electrical door lock	108-109	76	Rear L/H cluster : rear lamps Stop and foglamps	97 74-91
38	Rear screen wiper delay unit	58-59		Reverse and direction indicators	12-43
39	Glove box lighting	84	Earth connections		
40	Centralised door lock control unit	104 to 110	m1	Front R/H brake pad wear	31
41	Ashtray lighting	78	m2	Battery neg. connection to body	1-4
42	Cigar lighter and lighting	79-80	m3	Front L/H brake pad wear	30
43	Heater fan electrical resistances	36-37	m4	Electrical junction box and instrument panel	69-87
44	Heater fan motor	36	m5	Central console	67-110
45	Heater fan speed control and lighting	36-37 75 to 77	m6	Windscreen frame upper part	81
46	Ashtray lighting	79	m7	Rear R/H (rear screen wiper)	59
47	Radio connections	86 to 89	m8	Rear L/H (heated rear window and boot lighting)	49-85
48	R/H switch unit : horn	50		Left and right rear lamps	12-43-74-91-97
49	Water temp. warning flasher	20-21			
50	Instrument panel : lighting Main beam warning lamp Dipped beam warning lamp Side lamp warning lamp Direction indicator warning lamp Rear fog lamp warning lamp Handbrake warning lamp	77-78 95 94 93 38 92 39			